

2025

2025

2025

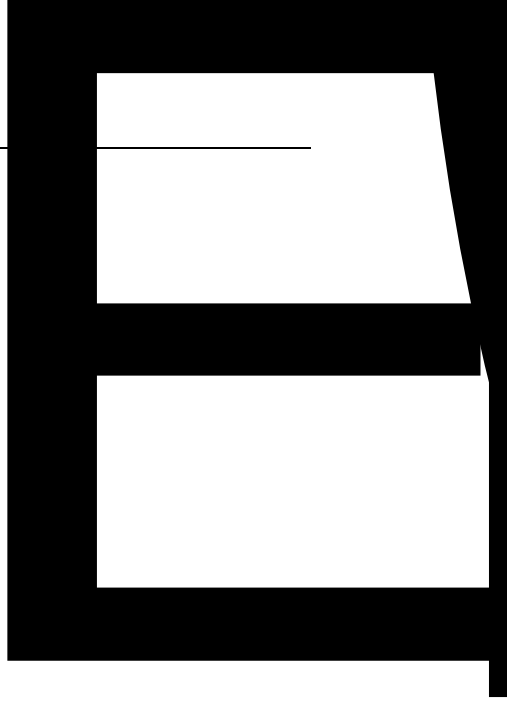

Â€…YM
%YM
?…YM

€yb -

”



I

Š

2025

2025

Í

¡Q

€ν ν 0 Ч

hИ{ Ã }Ѝ

hЂ'©Ц

ó ɔ ƨ ⊀ ⊥O ʒ ɔ

Ó Ж



Í

C 0 ÿ

2 2 0 η 5

¢ p€λb ǧ º ®¿ (ϑ Я ¢0w0 A*iϑ €Đ

Q3 ei*A 0w0¢ Я ϱ) ¿® º ǧ qγ€d ¢

º (γ0Ъ ‘) ¬¢0_"Ь Q3 ei*Λ0 €Đ

Σ 0ñ•dQ

0*!9



	2025 12 31	2024 12	:	: %
	2,468[illegible]	2,4[illegible]36.5	-5,557.9	-0.22
	[illegible]357.6	5,0[illegible]1.8	250,375.8	4.98
	5,650,291.4	5,644,896.9	5,394.5	0.10
	2,005,062.9	1,854,157.4	150,905.5	8.14
	21,313,626.0	20,097,449.9	1,216,176.1	6.05
	16,953,530.3	15,542,545.8	1,410,984.5	9.08
	54,059,812.4	**51,013,988.2**	**3,045,824.2**	**5.97**

6 ½, X

(”

: :

	2025	2024	2025 12 31	2024 12 31
	2,289,170.3	2,788,674.5	37,106,282.1	35,471,442.4
	0	0	-14,812.9	-14,812.9
	2,289,170.3	2,788,674.5	37,091,469.2	35,456,629.5

2025 2026

2025



€ ñ pP yD P “5”cs

2026

2025

		1	2)	3	= 1 + 2 + 3
1		1,166,800	19,686	27,168	1,213,654
2	/	1,582,800	77,229	164,655	1,824,684
3		1,398,300	85,526	164,655	1,648,481
4		-	-	-	-
5		-	-	-	-
		80,000	.		

2026

2026

2026 2027

1.	70%						
		100.00%	65.92%	21.00	-	21.00	0.57%
				21.00	-	21.00	0.59%
2.	70%						
	China Railway First Group Co., Ltd. Singapore Branch	100.00%	99.50%	-	1.08	1.08	0.03%
		100.00%	86.86%	3.13	-	3.13	0.08%
		100.00%	89.45%	9.00	-	9.00	0.24%
		100.00%	88.20%	5.00	-	5.00	0.13%
		100.00%	97.14%	3.24	2.46	5.70	0.15%
		100.00%	76.71%	24.86	-	24.86	0.67%
		100.00%	88.08%	7.50	-	7.50	0.20%
		100.00%	82.87%	7.00	-	7.00	0.19%
		100.00%	96.11%	6.25	6.20	12.45	0.34%
		100.00%	77.48%	0.85	-	0.85	0.02%
		100.00%	73.34%	36.00	15.00	51.00	0.97%
		100.00%	97.84%	37.00	-	37.00	1.00%

100.00%	103.37%	23.00	-	23.00	0.62%
100.00%	80.91%	21.52	-0.01	21.51	0.58%



	0.02	4.48	4.50	0.12%
	0.47	-	0.47	0.00%
	0.06	0.44	0.50	0.01%
	0.09	0.41	0.50	0.01%
	0.73	1.32	2.05	0.04%
	10.86	-0.36	10.50	-0.01%
	89.93	70.00	159.93	4.31%
	0.48	1.52	2.00	0.05%
	8.92	43.58	52.50	1.41%
	184.13	250.66	434.79	11.72%
			85.00	2.29%
	184.13	250.66	519.79	14.01%

1.	70%						
		70.00%	54.50%	11.90	-	11.90	0.32%
		27.00%	67.68%	1.49	-	1.49	0.04%
		49.00%	48.10%	0.06	1.94	2.00	0.05%
				13.45	1.94	15.39	0.41%
2.	70%						
		10.20%	89.58%	0.24	1.26	1.50	0.04%

		41.67%	134.88%	-	5.00	5.00	0.13%
		1.00%	76.38%	0.93	0.26	1.19	0.03%
CRI-EAGLE INVESTMENTS(PTY)LTD	Montagprop(pty)ltd	1.00%	76.36%	0.60	0.07	0.67	0.02%
		44.90%	76.38%	41.88	11.53	53.41	1.44%
				43.65	18.11	61.76	1.66%
				57.10	20.05	77.15	2.08%

/

/

1. 70%

90.00%	57.67%	20.47	-	20.47	0.55%	
66.00%	41.16%	0.49	-	0.49	0.01%	
100.00%	65.92%	4.38	-	4.38	0.12%	
100.00%	64.24%	4.55	-	4.55	0.12%	
70.51%	67.43%	8.72	-	8.72	0.24%	
50.00%	56.41%	3.50	-	3.50	.	

				51.40	-1.36	50.04	1.23%
2. 70%							
		100.00%	86.86%	1.33	-1.33	-	0.00%
		100.00%	85.59%	13.69	-10.00	3.69	0.10%
		100.00%	86.43%	9.02	-	9.02	0.24%
		100.00%	88.90%	6.67	-	6.67	0.18%
		90.00%	72.50%	8.08	-0.90	7.18	0.19%
		100.00%	89.11%	16.45	-8.99	7.46	0.20%
		100.00%	83.62%	-	-	-	0.00%
		100.00%	87.93%	2.68	-	2.68	0.07%
		100.00%	89.45%	2.45	-	2.45	0.07%
		100.00%	83.26%	3.03	-	3.03	0.08%
		100.00%	88.20%	4.18	-	4.18	0.11%
		100.00%	88.08%	5.68	-2.00	3.68	0.10%
		100.00%	88.27%	4.12	-	4.12	0.11%
		100.00%	88.41%	4.02	-2.51	1.51	0.04%
		100.00%	84.34%	7.17	-7.17	-	0.00%
		100.00%	75.92%	5.00	0.66	5.66	0.15%

		100.00%	75.01%	1.90	-0.76	1.14	0.03%
		100.00%	80.55%	0.91	-	0.91	0.02%
		100.00%	73.34%	11.06	-0.01	11.05	0.30%
		100.00%	84.96%	2.88	-	2.88	0.08%
		100.00%	80.91%	7.00	3.00	10.00	0.27%
		100.00%	92.42%	3.70	-	3.70	0.10%
				121.02	-30.01	91.01	2.57%
				172.42	-31.37	141.05	3.80%



2026

